

<b>Codice articolo</b> <b>Product code:</b>	<b>2001018 - 2001020</b>
<b>Descrizione</b> <b>Description:</b>	<b>PRESA CCS CAT. 5E RJ45 NON SCHERMATA UTP EASY CRIMP - T568A/B</b> <b>CAT. 5E CCS EASY CRIMP UNSHIELDED UTP RJ45 JACK - T568A/B</b>



Colore Bianco  
White colour



Colore Antracite  
Anthracite colour



#### **Descrizione**

Presca CCS RJ45 Easy Crimp di Categoria 5E non schermata per canali trasmissivi in Classe D, colore Bianco.  
Supporta applicazioni Gigabit Ethernet (IEEE 802.3ab).  
Idonea per PoE/PoE+ (IEEE 802.3af/at)

#### **Description**

CAT 5E CCS Easy Crimp unshielded RJ45 jack for transmission channels of Class D, white colour.  
It supports Gigabit Ethernet (IEEE 802.3ab) and is suitable for PoE/PoE+ (IEEE 802.3af/at).

#### **Prestazioni**

<b>Certificazioni</b>	Force Technology CAT. 5E Component Level
<b>Standards</b>	ISO/IEC 11801-1:2017 (Ed. 1.0) ISO/IEC 11801-2:2017 (Ed. 1.0) IEC 60603-7-2:2010 (Ed. 2.0) IEC 60603-7-3:2010 (Ed. 2.0) EN 50173-1: 2011 EN 50173-2:2007 incluso amend. A1:2010 ANSI/TIA-568-C.2:2009

#### **Performance**

<b>Certifications</b>	Force Technology CAT. 5E Component Level
<b>Approvals</b>	ISO/IEC 11801-1:2017 (Ed. 1.0) ISO/IEC 11801-2:2017 (Ed. 1.0) IEC 60603-7-2:2010 (Ed. 2.0) IEC 60603-7-3:2010 (Ed. 2.0) EN 50173-1: 2011 EN 50173-2:2007 including amend. A1:2010 ANSI/TIA-568-C.2:2009

#### **Caratteristiche costruttive**

<b>Tipo di presa</b>	Presca RJ45 compatibile con lo standard Keystone – T568A/B
<b>Contatti</b>	In lega di bronzo placcati oro 50 µm
<b>Materiale di isolamento</b>	Termoplastico ad alta resistenza meccanica, ritardante la fiamma tipo UL94V-0
<b>Colore</b>	Bianco
<b>Assemblaggio</b>	Terminazione universale a perforazione d'isolamento EASY CRIMP per connessioni facili e veloci che non necessitano l'utilizzo di utensili; per conduttori solidi da 22/26 AWG
<b>Etichettatura</b>	Doppia etichetta con schema di connessione T568A/B
<b>Identificazioni e loghi</b>	Logo CCS, P/N e CAT. 5E

#### **Construction characteristics**

<b>Jack type</b>	RJ45 jack compatible with Keystone standard- T568A/B
<b>Contacts</b>	Phosphor bronze alloy plated with 50µm of gold
<b>Insulation material</b>	Polycarbonate, high-impact, flame retardant plastic, UL94V-0 rated
<b>Colour</b>	White
<b>Assembly</b>	Easy Crimp termination system for fast and easy connection without the use of tools; for solid or stranded copper conductors of diameter from 22 to 26 AWG
<b>Label</b>	Double label indicating T568A/B connection scheme
<b>Printing</b>	CCS Logo, P/N and CAT. 5E

#### **Caratteristiche meccaniche**

<b>Forza totale di tenuta</b>	Min. 800 gr con tutti gli 8 conduttori
<b>Tenuta</b>	Min. 135N tra spina e presa
<b>N° cicli di inserzione spine</b>	Min. 750 cicli

#### **Mechanical properties**

<b>Total mating force</b>	Min. 800 gr for a 8 wire leads
<b>Retention</b>	Min. 135N between the jack and plug
<b>Insertion-extraction life</b>	Min. 750 cycles

#### **Condizioni di utilizzo e stoccaggio**

<b>Temperatura di stoccaggio</b>	Da -40°C a +80°C
<b>Temperatura di lavoro</b>	Da -10°C a +60°C
<b>Umidità relativa</b>	Max. 93% senza condensazione

#### **Environmental conditions**

<b>Storage temperature</b>	From -40°C to +80°C
<b>Operating temperature</b>	From -10°C to +60°C
<b>Relative humidity</b>	Maximum non-condensing 93%

<b>Codice articolo</b> Product code:	<b>2001018 - 2001020</b>
<b>Descrizione</b> Description:	<b>PRESA CCS CAT. 5E RJ45 NON SCHERMATA UTP EASY CRIMP - T568A/B</b> <b>CAT. 5E CCS EASY CRIMP UNSHIELDED UTP RJ45 JACK - T568A/B</b>

**Caratteristiche elettriche**

Impedenza caratteristica	100±15 Ohm
Resistenza di contatto	Max. 20 mOhm
Corrente limite	1,5A a 20°C
Max. tensione di lavoro	< 50Vac / < 75Vdc
Resistenza di isolamento	Min. 500 MOhm @ 100 Vdc
Tensione di tenuta	1,0 kVac per 1 sec

**Electrical properties**

Characteristic impedance	100±15 Ohm
Contact resistance	Max. 20 mOhm
Current rating	1,5A at 20°C
Max. voltage rating	< 50Vac / < 75Vdc
Insulation resistance	Min. 500 MOhm @ 100 Vdc
Dielectric withstanding voltage	1,0 kVac for 1 sec

**Confezionamento**

Confezione sacchetto PE	110x190 mm – 1pz
Peso	10 gr
Ogni confezione include	- 1 presa CCS RJ45 CAT. 5E Easy Crimp non schermata - 1 coperchio interno per innesto conduttori - 1 coperchio esterno per la protezione delle terminazioni - 1 tappo antipolvere - Istruzioni di montaggio

**Packaging**

Packing PE bag	110x190 mm – 1 pz
Weight	10 gr
Each package includes	- 1 CAT. 5E CCS Easy Crimp unshielded RJ45 jack - 1 internal cap for the fast connection of conductors - 1 cap for the terminations protection - 1 dust cap - Mounting instructions

**Garanzia**

20 anni sul sistema CCS

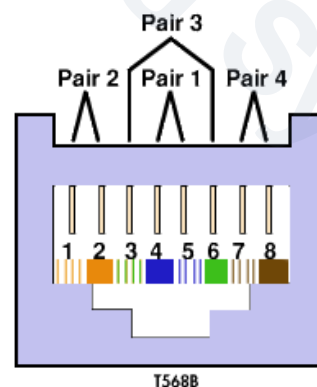
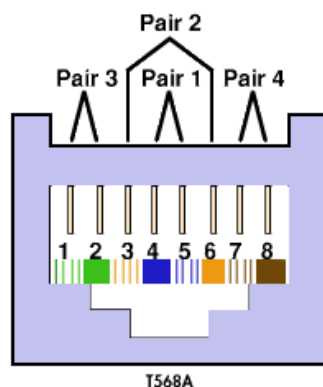
**Warranty**

20 years on the CCS system

**PROPRIETA' TRASMISSIVE / TRANSMISSION PROPERTIES**

Freq MHz	Attenuation dB/100m	NEXT dB	FEXT dB	RL dB
	Maximum	Minimum	Minimum	Minimum
1	0,1	65	65	30
4	0,1	65	63,1	30
8	0,1	64,9	57	30
10	0,1	63	55,1	30
16	0,2	58	51	30
25	0,2	55	47,1	30
31,25	0,2	53,1	45,2	30
62,50	0,3	47,1	39,2	24,1
100	0,4	43	35,1	20

**SCHEMA ASSEMBLAGGIO /ASSEMBLY SCHEME**

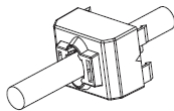


<b>Codice articolo</b> <b>Product code:</b>	<b>2001018 - 2001020</b>
<b>Descrizione</b> <b>Description:</b>	<b>PRESA CCS CAT. 5E RJ45 NON SCHERMATA UTP EASY CRIMP - T568A/B</b> <b>CAT. 5E CCS EASY CRIMP UNSHIELDED UTP RJ45 JACK - T568A/B</b>

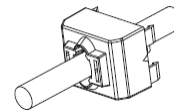
**PROCEDURA DI ASSEMBLAGGIO**

**ASSEMBLY INSTRUCTION**

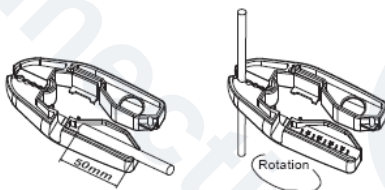
- 1) Inserire sul cavo il coperchio esterno



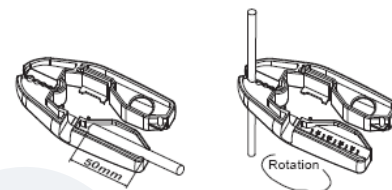
- 1) Put cable in the outer cap



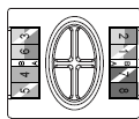
- 2) Tagliare la guaina esterna del cavo per circa 50 mm (riferimento misura su CRIMP TOOL Cod. Art. 2004095)



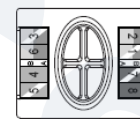
- 2) Cut cable outer jacket about 50 mm off (measure indicated on CRIMP TOOL Cod. Art. 2004095)



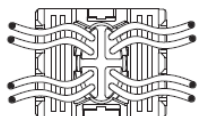
- 3) Seguendo la colorazione di terminazione T568A/B inserire le coppie nel foro del coperchio copri connessioni



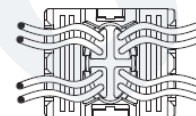
- 3) Put pairs in the protection cap hole according to T568A/B termination colours



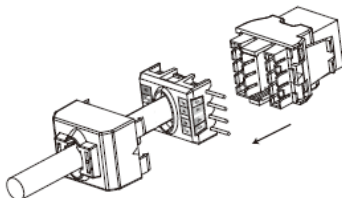
- 4) Seguendo la colorazione di terminazione T568A/B inserirei conduttori nelle cavità di inserzione del coperchio copri connessione



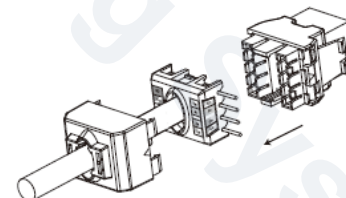
- 4) Put conductors in the connection seat of protection cap according to T568A/B termination colours



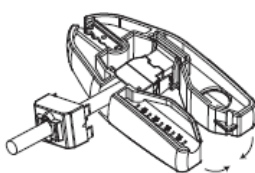
- 5) Seguendo le indicazioni di fissaggio inserire il coperchio copri connessione sulla presa



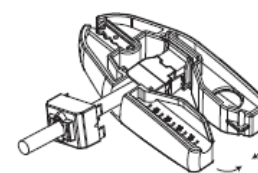
- 5) Put protection connection cap on the plug following the fastening indications



- 6) Con l'attrezzo CRIMP TOOL pressare il coperchio copri connessione sulla presa per la chiusura definitiva della connessioni

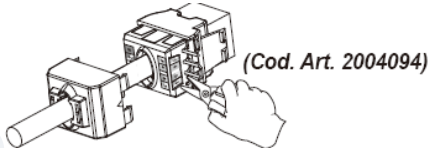


- 6) Press protection connection cap on the plug with CRIMP TOOL for the final fastening of connection

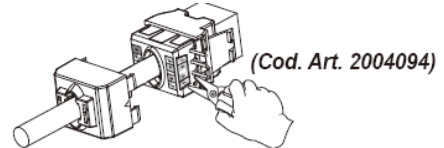


<b>Codice articolo</b> <b>Product code:</b>	<b>2001018 - 2001020</b>
<b>Descrizione</b> <b>Description:</b>	<b>PRESA CCS CAT. 5E RJ45 NON SCHERMATA UTP EASY CRIMP - T568A/B</b> <b>CAT. 5E CCS EASY CRIMP UNSHIELDED UTP RJ45 JACK - T568A/B</b>

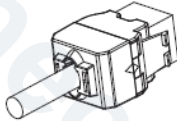
- 7) Con un tronchesino a lame piane tagliare i conduttori sporgenti dal coperchio copri connessioni



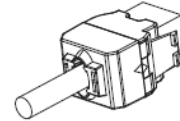
- 7) Cut conductor surplus jutting out of protection connection cap with flat blades cutting nippers



- 8) Seguendo le "frecche di indicazione inserzione" inserire il coperchio esterno sulla presa connettorizzata.

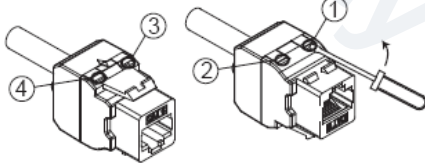


- 8) Put outer cap on the connected plug following the insertion way arrows

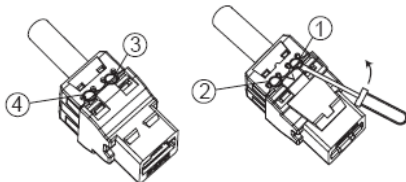


#### PROCEDURA DI APERTURA

- 1) Sulle 4 posizioni indicate in figura fare leva con un cacciavite a lama piana per aprire il coperchio esterno di protezione

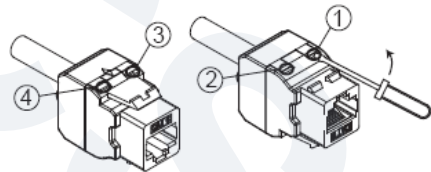


- 2) Sulle posizioni indicate in figura sotto fare leva con un cacciavite a lama piana per aprire il coperchio di crimpatura



#### RE-OPEN

- 1) Use a flat screwdriver on suggested positions to open outer cap



- 2) Use a flat screwdriver on suggested positions to open protection connection cap

